

FARM

WEEKLY ACTIVITY PLAN FOR KIDS @ HOME

AGES 2-7

WWW.POSITIVEPARENT
HOOD.ORG/ATHOME

MONDAY

BARN

Materials

RED PAINT, POPSICLE
STICKS, GLUE, CARDSTOCK
BARN, PRINT OUT OF FARM
ANIMALS,

Morning Activity

STICK BARN

Afternoon Activity

PUPPET SHOW

TUESDAY

COWS

Materials

COW PRINT OUT
GLUE
CONSTRUCTION PAPER

Morning Activity

PAPER COWS

Afternoon Activity

COW EARS HEADBAND

WEDNESDAY

GOATS & SHEEP

Materials

GREEN & BLACK PAINT,
BLACK CONSTRUCTION
PAPER, GOOGLE EYES,
COTTON, PRINT OUTS,
CRAYONS

Morning Activity

HANDPRINT SHEEP

Afternoon Activity

BIOLOGY GOAT GRUFF GAME

THURSDAY

CHICKENS

Materials

PAPER PLATE,
CONSTRUCTION PAPER
(BEAK, FEET, & WADDLE),
GOOGLE EYE.

PRINT OUT OF LIFE CYCLE

Morning Activity

PAPER PLATE CHICKENS

Afternoon Activity

THE CHICKEN LIFECYCLE

FRIDAY

PIGS

Materials

PIG PRINT OUT
PLASTIC BAG, BROWN
PAINT, SHAVING CREAM
THREE LITTLE PIGS PRINT
OUT, STICKS AND WEEDS
(HAY) AND RED BRICKS.

Morning Activity

MUDDY PIGS

Afternoon Activity

THREE LITTLE PIG HOUSES

FARM

WEEKLY
ACTIVITY
PLAN FOR
KIDS @ HOME

AGES 2-7

MONDAY... BARN

Goals for the day:

EXPLORE BARNS, LOOK AT ALL THE FARM ANIMALS, TELL
SOME FARM STORIES

Skills & capacities you'll work on:

SOCIAL EMOTIONAL CONNECTION, CREATIVE EXPRESSION,
LANGUAGE, FINE MOTOR

STUFF YOU NEED

RED PAINT, POPSICLE
STICKS, GLUE, CARDSTOCK
BARN, PRINT OUT OF FARM
ANIMALS



NOTES

WITH EVERYTHING CLOSED, IT
MIGHT HAVE BEEN A WHILE
SINCE YOU'VE VISITED A BARN.
USE THESE PUPPETS TO TELL
STORIES AND REMEMBER
TRIPS TO THE FARM.

ACTIVITY 1

build a barn

COVER YOUR BARN WITH
POPSICLE STICKS, SO IT LOOKS
LIKEN A REAL WOODEN BARN.

MAKE SURE TO CUT OUT THE
DOOR BEFORE YOU START
GLUEING DOWN STICKS.


THE DOOR OF THE BARN WILL
BE YOUR PUPPET STAGE, SO
MAKE IT AS WIDE AS YOU LIKE!


ACTIVITY 2

puppet show!

CUT THE LITTLE SQUARE
ANIMALS FROM THE
CARDSTOCK, AND GLUE THEM
ONTO POPSICLE STICKS.






USING YOUR BARN AS A
BACKGROUND, HOLD A PUPPET
SHOW. EXPLORE WHO LIVES IN
THE BARN, WHAT THEY SAY TO
EACH OTHER, AND ALL THE
REST OF IT!





barn animal puppets

cut us out & glue us on popsicle sticks.



FARM

WEEKLY
ACTIVITY
PLAN FOR
KIDS @ HOME

AGES 2-7

TUESDAY... COWS

Goals for the day:

CHECK OUT THE COWS, GET SILLY & HAVE FUN!

Skills & capacities you'll work on:

SOCIAL EMOTIONAL CONNECTION, CREATIVE EXPRESSION,
LANGUAGE, FINE MOTOR

STUFF YOU NEED

PRINT OUTS
CARDBOARD
HANDBAND
FELT EARS
GLUE

NOTES

COWS ARE CONSIDERED
SACRED IN SOME PARTS OF
THE WORLD, LIKE INDIA.

THEY HAVE FOUR STOMACH
CHAMBERS AND ARE
HERBIVORES!

ACTIVITY 1

cows!!

USING THE ATTACHED PRINT
OUT, CUT OUT THE COW BODY
PARTS

GLUE THEM TOGETHER ON
YOUR CONSTRUCTION PAPER
TO BECOME YOUR LITTLE
SEATED COW.

DECORATE THE CONSTRUCTION
PAPER HOWEVER YOU WISH.

ACTIVITY 2

cow ears

LAY OUT THE FELT EARS AND
DOUBLE THEM OVER THE
HANDBAND.

SUPPORT CHILD TO GLUE
SPOTS TO THE EARS.


HAVE A COW TALENT SHOW!





farm cow

print me out and assemble me, and
then draw some black spots on me!

head




horns




ears




front
feet



nose



body +
back legs



FARM

WEEKLY
ACTIVITY
PLAN FOR
KIDS @ HOME

AGES 2-7

WEDNESDAY... GOATS & SHEEP!

Goals for the day:

GET CREATIVE, LEARN ABOUT GOATS AND SHEEP, TELL STORIES,
SHARE IDEAS.

Skills & capacities you'll work on:

ORGANIZING, CREATIVE EXPRESSION, LANGUAGE, FINE MOTOR

STUFF YOU NEED

GREEN & BLACK PAINT,
BLACK CONSTRUCTION
PAPER, GOOGLE EYES,
COTTON.

NOTES

THIS IS A GREAT DAY TO SING
BAA BAA BLACK SHEEP, HAVE
YOU ANY WOOL?!?

ACTIVITY 1

hand print sheep

FOLD CONSTRUCTION PAPER
IN HALF. HAVE THE CHILD
PAINT WITH GREEN (AND
MAYBE YELLOW) ON 1/2 SHEET.

FOLD IT IN HALF, WITH THE
WET SIDE IN SO THAT PAINT
COVERS WHOLE SHEET.

LET DRY.

WHEN DRY, MAKE 2-3 BLACK
HANDPRINTS IN THE GREEN
"GRASS." THE THUMB SHOULD
BE OUT AND WILL BECOME THE
HEAD, WHILE FINGERS WILL BE
LEGS.

ADD GOOGLE EYES + CUT EARS
FROM CONSTRUCTION PAPER.

USE COTTON TO COVER THE
BODY.

ACTIVITY 2

billy goat gruff

PRINT THE ATTACHED
TEMPLATE.

LET YOUR CHILD COLOR IT IN,
AND THEN CUT OUT THE GOATS
&

SING THE SONG TOGETHER,

DOWN BY THE RIVER
LIVE THE BILLY GOATS GRUFF
THE WOOL ON THEIR BODIES
IS JUST LIKE FLUFF




A GRUMPY OLD TROLL
WEARTS FLUFFY EARMUFFS
HE HATES THE SOUND OF
BILLY GOATS GRUFF

HE HEARS THEIR HOOVES
AND HE SNIFFS AND HE
SNOFFS
THEN HE BELLOWS OUT LOUD

WOULD YOU GOATS CLEAR OFF!

billy goats

print us out and color us in! cut us out!



FARM

WEEKLY
ACTIVITY
PLAN FOR
KIDS @ HOME

AGES 2-7

THURSDAY... CHICKENS!

Goals for the day:

GET CREATIVE, LEARN ABOUT CHICKENS, MAKE A BEAUTIFUL CHICKEN CRAFT AND CHECK OUT THE CHICKEN LIFECYCLE.

Skills & capacities you'll work on:

KINDNESS, CREATIVE EXPRESSION, LANGUAGE, FINE MOTOR

STUFF YOU NEED

PAPER PLATE,
CONSTRUCTION PAPER
(BEAK, FEET, & WADDLE),
GOOGLE EYE.

PRINT OUT OF LIFE CYCLE.

NOTES

CHICKENS RECOGNIZE FACES!
THEY CAN REMEMBER UP TO
ABOUT A 100 FACES.

A HEN ROTATES HER EGGS
ABOUT 50 TIMES A DAY,
TENDING TO THEM AND
MAKING SURE THEY ALL STAY
WARM AND COZY.

ACTIVITY 1

paper plate chickens

FOLD YOUR PLATE IN HALF.

ATTACH THE BEAK, WADDLE,
EYE, TAIL AND FEET WITH GLUE.

IF YOUR CHILD WOULD LIKE,
THEY CAN DECORATE WITH
PAINT OR CRAYONS.


ACTIVITY 2

chicken life cycle

PRINT OUT THE SHEET BELOW.

COLOR IT, AND DISCUSS THE
CHICKEN LIFE CYCLE.

chicken life cycle



FARM

WEEKLY
ACTIVITY
PLAN FOR
KIDS @ HOME

AGES 2-7

FRIDAY... PIGS!

Goals for the day:

SENSORY EXPERIENCE- MUDDY PIGS, TELL FAMILIAR STORIES
AND GET OUTSIDE TO LOOK FOR STICKS AND HAY!

Skills & capacities you'll work on:

KINDNESS, CREATIVE EXPRESSION, LANGUAGE, FINE MOTOR

STUFF YOU NEED

PIG PRINT OUT
PLASTIC BAG
BROWN PAINT
SHAVING CREAM
THREE LITTLE PIGS PRINT
OUT
STICKS AND WEEDS (HAY)
AND RED BRICKS.

NOTES

THOUGH THEY GET A BAD RAP,
PIGS ARE VERY INTELLIGENT
BEINGS. THERE ARE OVER 2
BILLION IN THE WORLD!

ACTIVITY 1

muddy pigs

CUT OUT THE PIG AND COLOR
IT PINK.

RETURN IT TO YOUR GALLON
ZIPLOCK, AND SQUIRT
SHAVING CREAM + BROWN
PAINT ON TOP OF PIG.

SEAL THE BAG (THIS ISN A
CRITICAL STEP!).

CHILD PATS THE BAG,
SPREADING THE MIXTURE OF
"MUD" ALL OVER THE PIG.

REMOVE TO DRY.


ACTIVITY 2

3 little pigs

BEFORE YOU BEGIN, GO ON A
WALK OUTSIDE AND GATHER
WEEDS (HAY) AND STICKS.
CHILDREN STORE THESE
GOODIES IN A LITTLE BAG.
THESE WILL BE USED TO
COVER THE HOUSES.

CUT OUT AND COLOR THE
THREE LITTLE PIGS.

GLUE HAY, STICKS, AND RED
BRICKS TO EACH HOUSE.



song lyrics

Good morning

Good morning, good morning,-
How are you? How are you?
I am well thank you, I am well thank
you
Playing at home. Playing at home.

Buenos días, buenos días-
Como estan, como estan-
Muy bien gracias, muy bien gracias
Jugando en casa, jugando en casa.

little bird flies

Way up in the sky- .
The little birds fly
While down in the nest
The baby birds rest
With a wing on the right
And a wing on the left
Good morning good morning
The little birds sing!

magic is...

Waking up in the morning is like magic
Dancing with my friends is magic to me
Saying hi to new people is like magic

And every time I say hello, its magic

And magic is the rainbows in the skye
And magic is the smile on your face

And magic is every single time I'm with you
Magic is dancing with my friends
Magic is saying hello to new people
Magic is the rainbows

Gonk gonk

Gonk gonk says the little
green frog one day
Gonk Gonk says the
other one too
Gonk Gonk they said
together
And their eyes went WOO
WOO WOO

monkey song

This is the monkey song
This the monkey song
And the monkeys sing
Ooo-oo-aah-aah! (x2)

This is the monkey song
This is the money song
And the monkeys eat
A bunch of bananas
A bunch of apples

This is the monkey song
This the monkey song
And the monkeys dance
Ooo-oo-aah-aah! (x2)

ladybug

Ladybug Ladybug
Landed on my thumb
Crawled onto my wrist
Crawled up to my elbow
Lady bug ladybug
Crawled up my arm
And then she flew away

(do with different body
parts).

pile of tin

I'm a little pile of tin
Nobody knows what shape I'm in
Got four wheels and a running
board
Not a chevy not a ford

Honk honk
Rattle rattle rattle
Crash beep beep (x3)
Honk Honk.